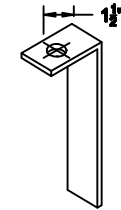
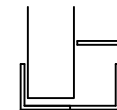



OPTIONAL H-BRACKET
 (H-BRACKET MOUNTS TO FACE OF WALL ABOVE GATE AND WOULD ACCEPT VERTICALLY EXTENDED GATE ENDS)



BRACKET



SECTION OF BOTTOM GATE GUIDE

| | | | |
|-----------------|---------------------|---------------------------------------|--|
| Dealer: | Approved By: | Illinois Engineered Products |  ILLINOIS ENGINEERED PRODUCTS |
| Contact: | Sign: | 2035 S. Racine Ave. Chicago, IL 60608 | |
| Phone: | Date: | Phone: (312) 850-3710 | |
| Fax: | | Fax: (312) 850-4736 | |

Illinois Engineered Products

Site Survey Form (Lazy Tong Gates)

All Gate Models (for all Lazy Tong gates purchased)

1. Exact width of opening (refer to diagram):
A-B _____ & C-D _____

2. Cylinder lock _____ or
Hasp for Padlock _____

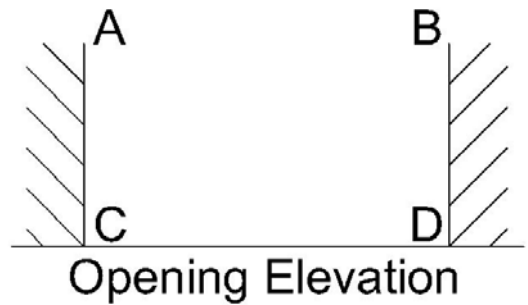
3. Face mount _____ or Jamb mount

4. For SINGLE GATES only:
Lock Left _____ or Lock Right _____

5. Stack width space available? _____
Gates lose 6" in height when fully extended.

6. Finish of the gate
_____ Standard Galvanized _____ Powder Coated _____ Color

7. Installation on the INSIDE _____ or OUTSIDE _____ of the building?



Heavy Duty Lazy Tong Dock and Door Gates only

8. If installing inside, do we need to clear overhead door track? If YES, special brackets are required, part # GAT-9-INL-ANG

Heavy Duty TOP TRACK Gates only

9. Exact height from floor to top of track (refer to diagram)
A - C _____ & B - D _____
(Top Track is 2 ½" high)

10. Double check if there is an existing door closer that would interfere with the gate.

Customized and Special Gates are non returnable