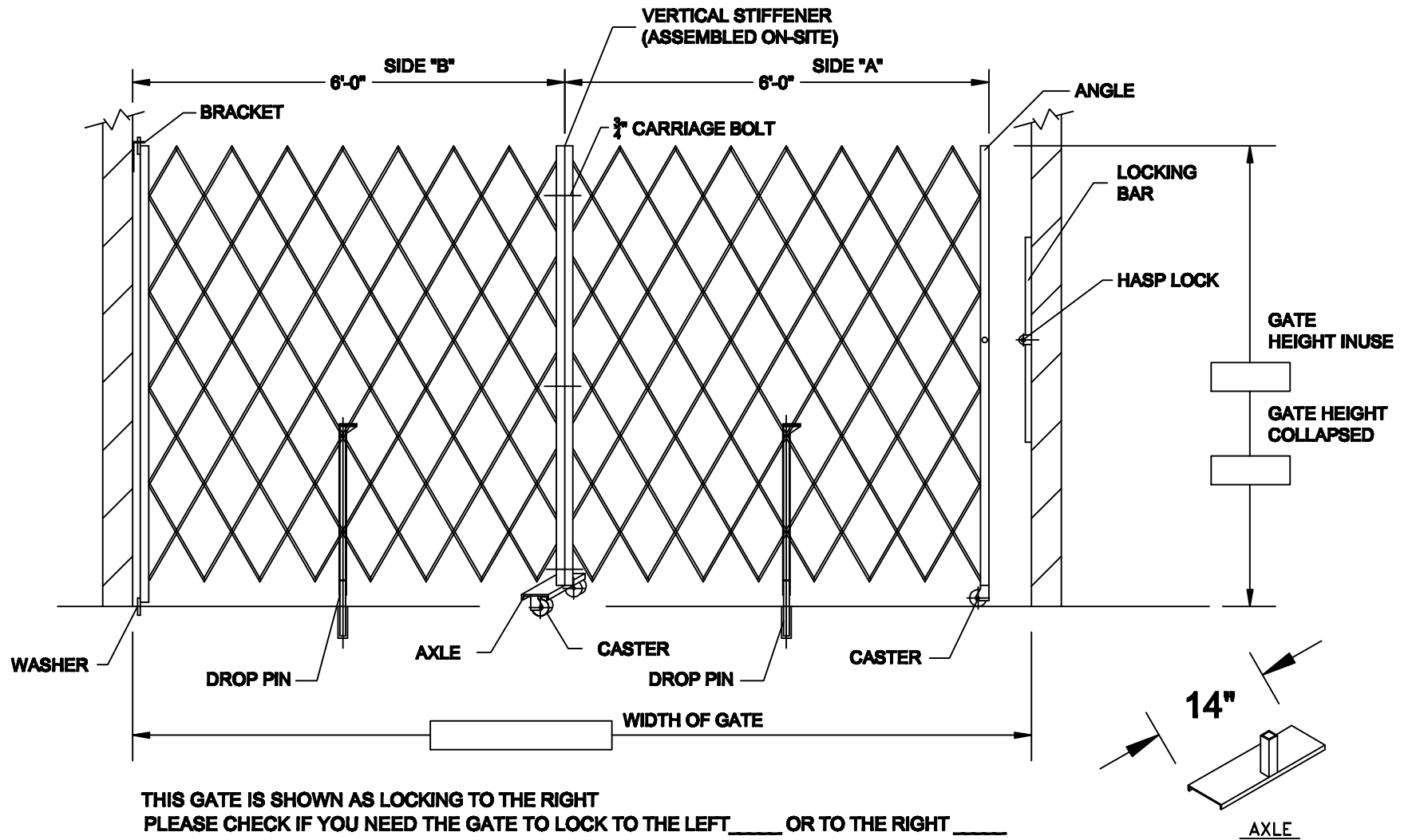



**SINGLE GATE FOR 11'-12' OPENINGS WITH CENTER VERTICAL STIFFENER**

Series SSG 1265-85



Dealer:	Approved By:	Illinois Engineered Products	
Contact:	Sign:	2035 S. Racine Ave. Chicago, IL 60608	
Phone:	Date:	Phone: (312) 850-3710	
Fax:		Fax: (312) 850-4736	

# Illinois Engineered Products

## Site Survey Form (Lazy Tong Gates)

### All Gate Models (for all Lazy Tong gates purchased)

1. Exact width of opening (refer to diagram):  
A-B \_\_\_\_\_ & C-D \_\_\_\_\_

2. Cylinder lock \_\_\_\_\_ or  
Hasp for Padlock \_\_\_\_\_

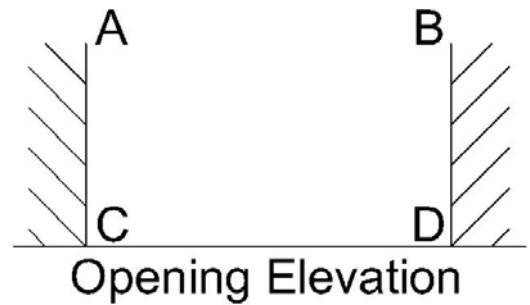
3. Face mount \_\_\_\_\_ or Jamb mount  
\_\_\_\_\_

4. For SINGLE GATES only:  
Lock Left \_\_\_\_\_ or Lock Right \_\_\_\_\_

5. Stack width space available? \_\_\_\_\_  
Gates lose 6" in height when fully extended.

6. Finish of the gate  
\_\_\_\_\_ Standard Galvanized \_\_\_\_\_ Powder Coated \_\_\_\_\_ Color

7. Installation on the INSIDE \_\_\_\_\_ or OUTSIDE \_\_\_\_\_ of the building?



### Heavy Duty Lazy Tong Dock and Door Gates only

8. If installing inside, do we need to clear overhead door track? If YES, special brackets are required, part # GAT-9-INL-ANG

### Heavy Duty TOP TRACK Gates only

9. Exact height from floor to top of track (refer to diagram)  
A - C \_\_\_\_\_ & B - D \_\_\_\_\_  
(Top Track is 2 ½" high)

10. Double check if there is an existing door closer that would interfere with the gate.

**Customized and Special Gates are non returnable**