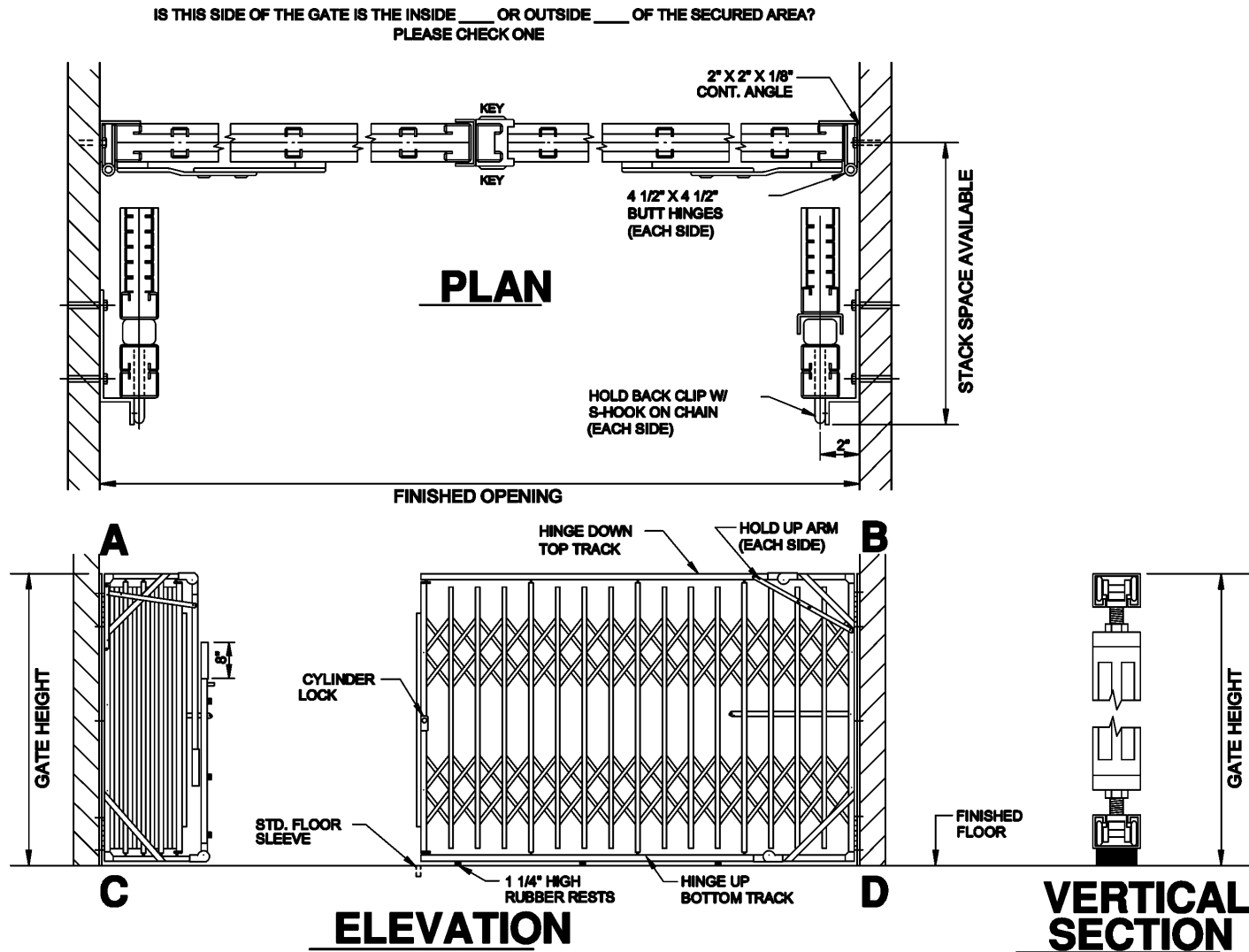


Extra-Duty Double – Fixed Top and Bottom Track, Hinged

For applications less than 8'-0" in height

TED SERIES
NO. TEDH80



Dealer:	Approved by: Sign: Date:
Contact:	
Phone:	
Fax:	

Illinois Engineered Products
 2035 S. Racine Ave. Chicago, IL 60608
 Phone: 312-850-3710
 Fax: 312-850-4736



Site Survey Extra Duty Gates



1. Exact width of opening: A-B _____ and C-D _____

2. Exact height from floor to top of track: C-A _____ and D-B _____



3. Cylinder lock or Hasp for padlock

If cylinder lock: Keyed inside and outside Keyed inside and blank outside Keyed outside and blank inside

4. Ceiling Mount: Yes No

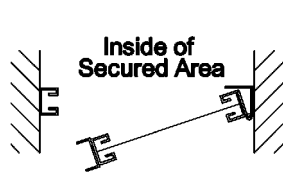
Drop Ceiling: Yes No

Dropped ceilings require the fixed top guide to be self supporting. Gates over 8'-0" in height must be a fixed top guide.

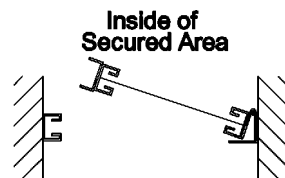
5. Single gates only: Lock left or Lock right

6. Stacked width space available: _____

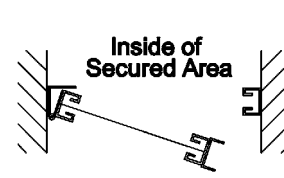
7. Do you want gate to pivot: Yes, circle the drawing below that indicates direction of pivot. No



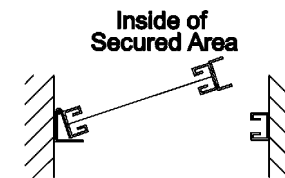
Right Hand Hinge Out



Right Hand Hinge In



Left Hand Hinge Out



Left Hand Hinge In

8. Finish: Standard Galvanized or Powder coated (specify color): _____

Customized and special gates are non-refundable.